

June 13, 2011



HAWC Newsletter

Houston Area Woodcarvers

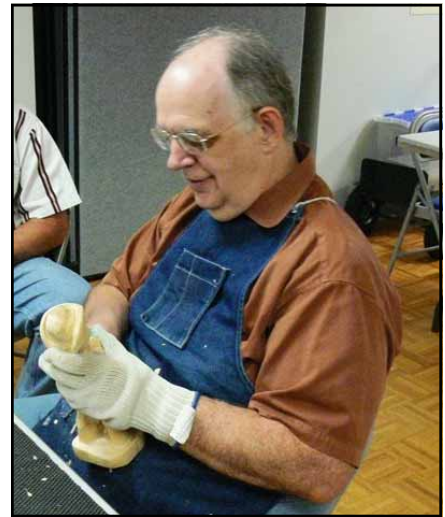
Volume 3, Number 6



Class: Flat Plane Character with Glenn Miller



Glenn Miller will teach a carving class on June 18th. It will be a lady character in basswood. This will be in the flat plane carving style of Scandinavian carving. It is a Harley Refsal pattern. Get your knives sharp and ready to go this Saturday. It should be lots of fun.



Auction and Pattern Exchange

The auction and pattern exchange will be this Saturday at the June meeting. Please bring wood, tools, carving supplies, carvings, books, etc. to contribute to the auction and also bring your favorite patterns for the pattern exchange. Now is a good time to clean out your workshop by donating those items you seldom use. Bring your checkbooks for a great shopping day for charity.



President's Message

Well, I see summer is here and looks like it is going to be Hot and Dry. We had a very good turn out for our May meeting.

WELCOME TO VISITORS Sandra & Rex Reitmayer, Michael Atteberry, and Bob Veach. We hope you visit us again soon. We also are very pleased to WELCOME NEW MEMBERS Bobby & Lauren Moorefield, Angela Barnes, and Carol Roby. It was good to see

Peggy Ostrom again. Thanks to Marie Curcio for the May class. Great job.

Everyone was back from Kerrville and sounds like everyone had a great time. They encouraged everyone to attend the Fall event, October 3 thru 9. This brings up the point, we still need someone to do the Club Table at the Guild Show in October.

This Saturday at the June meeting we will have

our Silent Auction and Wood Sale. As always we will have some really great items for sale. All proceeds go to charity. Also, bring in your favorite patterns for the pattern exchange.

Please remember that on September 23 & 24 we have the Club's Classes and Show. We need everyone to participate. The club needs your help.

Ronnie

Club Shirts

Shelley Key talked with us about ordering club shirts. We voted on the style and color and it was decided to order royal blue polo shirts. The shirt she will order has both men's and women's

sizes. The club logo will be on the front. The shirts run small at least one size and are narrow in the hips. The seam to seam measurement in inches is in the table on this page. This Saturday

Shelley will bring a sample shirt in Women's Large and Men's Large for you to look at. It is not too late to sign up for your shirt. Please pay the treasurer \$17 for your shirt at the June meeting.

Club Shirt Sizes (inches measured seam to seam)

Women

S	M	L	XL	2X	3X	4X
4-6	8-10	12-14	16-18	20-22	24-26	28-30
32-33in	34-35in	36-38in	40-42in	44-46in	48-50in	52-54in


Men

S	M	L	XL	2X	3X	4X
34-36in	38-40in	42-44in	46-48in	50-52in	54-56in	58-60in

Show and Tell



Brenda Lowman won first place novice for carving this cactus in the Texas Woodcarver's Guild (TWG) carving contest this Spring. She carved and painted the relief carving in the John Engler class at TWG in Kerrville.



Elmo McCoy did this portrait of his granddaughter in clay.




Berny Alvarez did this frog with wood from a tree that was cut down. He used acrylic paint on it.

Shelley Key carved this Mesa Verde in cottonwood in a Lloyd Claxton class at TWG in Kerrville. She will put a finish on it later using oil and wax.





Preston Smith power carved this trout with George Vaughn at TWG in Kerrville. It's from basswood.



Bob Lyons carved the tree from a project in Chip Chats.



Angie Barnes showed the heart box she started last month. It's the first piece she ever carved. Great job, Angie!



Bill Lewis and wife Kaye went to TWG in Kerrville as beginners. Bill did the stylized swan in James Fry's class. Kay got a book on carving small people and Bill started carving several. The face carving stick is an example from the book.





Bob Veach did this self portrait. His wife bought him items to carve in order to keep him busy in retirement.



Glenn Miller carved this Troll Queen with the yellow scarf from a Wood Carving Illustrated article. It is flat plane style. The red scarf figure was from the Whittling Little People book.



Fred Carter carved this horned toad from a picture. He carved the pelican from a rough out. Both are basswood.





Pattern Exchange & Auction This Saturday, June 18, 2011:

Bring your donations this Saturday for our silent auction. We need items such as wood, carving tools, carving accessories, tool boxes, books, cut outs, and rough outs. Also bring your favorite patterns to share. The auction proceeds will go to charity.

See us on the Web:
houstonareawoodcarvers.com

Next Meeting is June 18, 2011

The Houston Area Woodcarvers meet from 9am-2pm on the 3rd Saturday of the month at the Bayland Park Community Center, 6400 Bissonnet St., Houston, TX 77074.